

qobuz

Product Guidelines

February 2019

The purpose of this document is to be used as reference for all Qobuz products that are not linked to marketing of content: apps, web interfaces and online store.

# Color Palette

Here are the main colors used for the different Qobuz apps and services:



## Qobuz Blue (main color)

R: 0 ; G: 112 ; B: 239

#0070EF

*Buttons, call-to-action, links...*



## Dark Grey

R: 51 ; G: 51 ; B: 51

#333333

*Main text color, titles, dark backgrounds...*



## Passion Pink

R: 235 ; G: 25 ; B: 100

#EB1964

*Favorite buttons & CTAs*



## Medium Gray

R: 147 ; G: 147 ; B: 147

#939393

*Lighter text, subtitles, inactive icons*



## Sublime Gold

R: 255 ; G: 177 ; B: 47

#FFB12F

*Used to highlight Sublime+ elements: buttons, titles, progress bar (when streaming in hi-res)...*



## Light Grey

R: 200 ; G: 200 ; B: 200

#C8C8C8

*Empty states, disabled elements*

## Color Palette

Some extra colors that are used for secondary actions and contexts.




### **Atomic Red**

R: 244 ; G: 0 ; B: 66

#F40042

*Error messages, warnings, product prices (store)...*




### **Pale Gray**

R: 230 ; G: 230 ; B: 230

#E6E6E6

*Dividers, very subtle elements*



### **Off White**

R: 245 ; G: 245 ; B: 245

#F5F5F5

*Light backgrounds*

# Typography

Here are the different fonts used in the different Qobuz apps.

Aa 123

## HK Grotesk

Main font: Menu titles, tracklists, plain text...

3 styles: Regular, Medium and Bold

Aa 123

## Playfair Display

Editorial font, mostly used for articles and panoramas headlines.

Also used for titles in Sublime+ branding.

Mostly used in Regular.

Aa 123

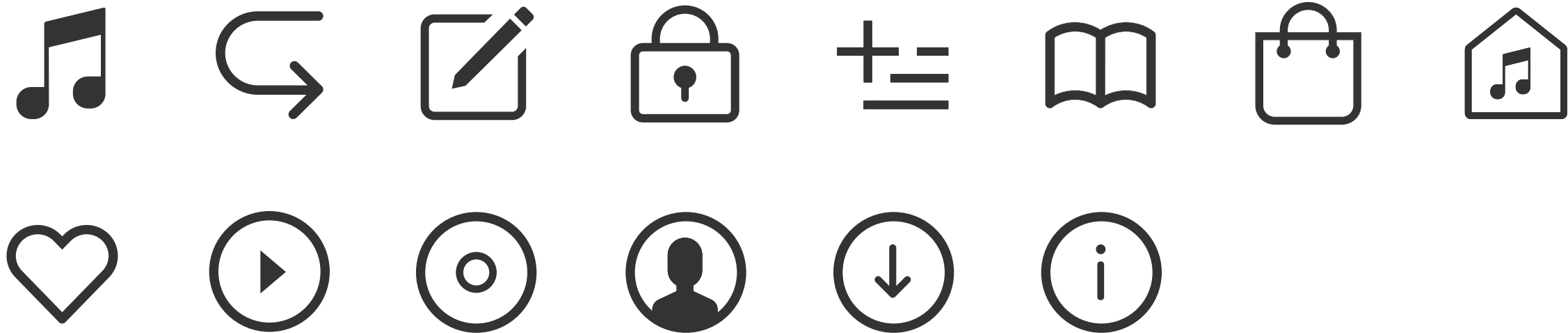
## Noto Serif

Editorial font, used for plain text in articles and panoramas.

3 styles: Regular and Bold

## Iconography

Here are the main icons used in Qobuz apps. Their purpose is to serve a most universal language possible within the different platforms we operate.



# Interface Elements

These are the main form elements used in Qobuz forms and interfaces, with their different states.

## Checkboxes

- Non-selected element
- Selected element

## Radio Buttons

- Non-selected element
- Selected element

## Text Fields



## Buttons



## Dropdown Menus

